

the digital **Ground Glass**

Tennessee's State Affiliate of the Professional Photographers of America

JUNE 2019



Spring workshop was great this year! Al Gordon, Barbara Potter, Ric Lambert, and Dorma Tabisz all gave excellent programs. Photographic outings at Mansker's Fort and The Hermitage produced outstanding images. Great fun!

Summer is here now, vacations, pool parties, cookouts, creating beautiful images for clients during this wonderful time of the year.

You are probably working on your print competition images as we speak. As you know, the TNPPA Fall Convention 2019 is being held at Montgomery Bell state park this August.

We have some great judges and speakers lined up for the 2019 convention, including Bob Coates, Jim Cunningham, Brian Castle, and Lin B. Prabish.

Bob Coates is presenting “Leveraging Today’s Technology for More Creative Images”.

Brian Castle will present a hands-on class “Body Shaper Deluxe”. Lighting and post-processing techniques will be covered. **Bring cameras!!**

Jim Cunningham will be presenting two programs. Saturday night he will be speaking on “Real Estate Photography”. Sunday Jim will be covering “Painting with Light”. Techniques and processing will be included. **Bring cameras! Don’t forget your tripod!**

Lin B. Prabish’s presentation “Fine Art My Way” will take you thru the steps of how she creates Fine Art. She will tear apart the PS steps and any others in her process. You will be guided thru the legal and just being polite steps. You will see Lin’s before and after product, some on screen and some to touch. She will also review with us the vendors she uses and how she presents her final product to the public.

Don’t miss the fall convention, it will be a great weekend of instruction, shooting, and having fun. [Register here <http://www.tnppaonline.com/fall-convention-registration-2019>].



See you then!

Skip Jackson, CPP

Fall Convention 2019



TNPPA Photographic Workshops and Events
Educating, Creating, and Celebrating the ART of Photography

**August 23-26 @ Montgomery Bell State Park
links & “at-a-glance” info**

WEBPAGE:

<http://www.tnppaonline.com/fall-convention-2019>

REGISTER HERE:

<http://www.tnppaonline.com/fall-convention-registration-2019>

Convention registration fees are covered by your TNPPA membership! Day rates are available for non-members. Additional registration/purchase/fees are required for a hotel room, entry in the salon photo competition, the annual awards banquet, and Monday’s PPA merit class as described below.

HOTEL: Montgomery Bell State Park
1000 Hotel Ave.
Burns, TN 37029
(615)797-3101

TNPPA Convention 2019 room rate is \$90 a night (\$103.28 after taxes) single or double occupancy. \$10 per night for each additional occupant. ***Please reserve your room by 7/8/2019 to be assured of these rates.***

2019 ANNUAL IMAGE SALON PHOTO COMPETITION 8/24:

<http://www.tnppaonline.com/image-competition-2019>

EARLY SALON IMAGE ENTRY through August 15 for a \$75 fee per case (\$150 to enter both a Photographic case and an Artisan case). LATE SALON IMAGE ENTRY through August 20, with an additional \$25 late fee per case. Salon judging will take place during the convention on Saturday August 24. The judging can be viewed at the convention or on printcompetition.com.

For a step-by-step guide to entering the TNPPA Annual Salon photo competition, see the article below in this newsletter entitled **“Step-by-Step Tips For Competing In TNPPA’s Annual Salon Photo Competition”**.

ANNUAL AWARDS BANQUET 8/25:

<http://www.tnppaonline.com/annual-awards-banquet>

Award banquet tickets may be ordered online through August 14th for \$30 per person. Please order by this date to allow for orderly hotel and caterer planning. Late ticket purchases after August 14th will be \$45 per person.

POST-CONVENTION PPA MERIT CLASS 8/26:

<http://www.tnppaonline.com/post-convention-ppa-merit-class>

If you are a PPA member you can earn a PPA continuing education merit for attending an extra session on Monday August 26 on “Your Own Piece of Art: Composition In Photoshop”. There is a small fee of \$35 for TNPPA members and a day rate for nonmembers.

The instructor for this merit class is [Elena Ganusova](#) who is a Certified photographer and a photoshop guru (TSD,TCD). The purpose of the course is to introduce students to image composition in Photoshop (PS) and systematize the easiest workflow. Subjects will include layers and masking, custom brush and texture creation, painting with Mixture Brush and Smudge Tool, using Filter options, and image extraction and placement on the canvas.



ALLSTATE BUSINESS SHIELD™ for
Photographers

**Customized coverage
that's focused on you.**

I take your business personally.

Photographers can face problems like stolen equipment and damage to critical documents. I'm proud to offer Allstate Business Shield for Photographers. It's customized protection designed specifically for your needs. So you can focus on what matters most... your clients.

My business can help protect yours. Call me today.

Chuck Eagleston
801-732-1520
ceagleston1@allstate.com



Allstate.
BUSINESS
INSURANCE

Proud sponsor of the Tennessee PPA Chapter.

Subject to terms, conditions and availability. Allstate Insurance Co. © 2017 Allstate Insurance Co.

PHOTO & VIDEO

Hunt's

EST. 1889

HuntsPhoto.com


Hunt's specializes in all your photo and video equipment needs.


We offer personal service and competitive pricing for all of TNPPA members. TNPPA members receive free ground shipping on all orders over \$50


What separates us from the competition is our goal to build customer relationships, offering personalized service, and catering to the needs of photographers at all levels.

Contact Noah today for specials. We look forward to continuing our services to the TNPPA.



 @ huntsphoto

 @ huntsphotovideo

 www.youtube.com/user/HuntsPhotoandVideo

Noah's Contact Information:

Phone: 781-462-2356

Email: nbuchanan@huntsphoto.com



FALL CONVENTION 2019

Speakers & Programs

BOB COATES (Friday night)

"Leveraging Today's Technology for More Creative Images"

Bob's website: <https://www.bcphotography.com/index>

JIM CUNNINGHAM

"Real Estate Photography" (Saturday night)

&

"Painting with Light" (Sunday morning)

Jim's website: <https://www.jecunningham.com>

BRIAN CASTLE (Saturday afternoon)

"Body Shaper Deluxe"

Brian's website: <http://www.thepictureperfectphotography.net>

LIN B. PRABISH (Sunday afternoon)

"Fine Art My Way"

Lin's website: <https://www.linbprabishartist.com>

ELENA GANUSOVA (Monday - Post-Convention PPA Merit Class)

"Your Own Piece of Art: Composition In Photoshop"

Elena's website: <https://www.eganusovaphotography.com>

Spring Convention Speakers, Awards & Fun

Photos by Brian Castle & John Kernodle



Al Gordon






Ric Lambert



Dorma Tabisz



Barbara Potter



COLLAGE AWARDS





AUCTION



Fun & Games







Taunting PPETN with the 2018 “Tank” Award



Spring Convention Mansker's Fort Photo Shoot



© JOHN P. KERNODLE
www.kernodle.photography

Dorma Tabisz



© Dorma Tabisz



Dorma Tabisz



Dorma Tabisz



Dorma Tabisz





Dorma Tabisz



Marjorie Pess



Karen Fox



Dorma Tabisz



Dorma Tabisz





© JOHN P. KERNODLE
www.kernodle.photography

Spring Convention Hermitage Photo Shoot









Skip Jackson



Brian Castle





New Degree Program! Tennessee Artisan Degree

by Dana Barrett

TNPPA is excited to announce the renewal of the Tennessee Artisan Degree. After looking through old records, we discovered this degree in our history and as a result of discussion at our last general meeting, we brought it back.



Sample Artisan image with guide images, 2015 Best of Show

The Artisan degree will be taking over all the Master Artist categories. It will have a separate case fee similar to the way IPC functions. You will be able to enter one or two cases this year in competition. (Photographic Case and Artisan Case) Each case will hold its own fees. Awards earned with the Artisan case will provide A merits towards the Artisan Degree. 16 of these merits will be required for the degree with a total of 30 merits to complete the degree.

All Artisan Case images will be required to have guide images on the canvas this year. See all the rules:

<http://www.tnppaonline.com/image-competition-2019>

The Merit Book has been updated to reflect these new updates. Please keep your merit book up to date. If you forget about merits, you lose them. Download the updated book:

<http://www.tnppaonline.com/merit-book>

Step-by-Step Guide To Competing In TNPPA's Annual Salon Photo Competition

by John P. Kernodle



“German Rocket Ship”

This image merited in the TNPPA Salon 2018: The image started as a client image provided to the International GT racing series from their 2017 race at Circuit of the Americas in Austin, Texas. Before submitting it to both TNPPA and IPC as a competition image, I did considerable additional work on it, including especially cleaning up the background by removing vehicles and other objects, which although blurred by panning were still distracting.

I originally became acquainted with Professional Photographers of America (PPA), Tennessee Photographers Association (TNPPA), and Professional Photographers of East Tennessee (PPETN) when taking courses taught by Colby McLemore in the University of Tennessee photography certificate program. I initially joined PPETN

because I was starting to do some photography work professionally and I felt that I needed to gain more information on how to do the business right from the start.

However, at my very first PPETN meeting, I learned about their annual salon competition which was coming up in a couple of months and without really knowing what I was doing, I jumped right in and entered a full case of 6 images. Some did well and some not so well. The bottom line is that the competition was thrilling to me and I learned so much from seeing the judging of my images and also the judging of all the other images.

I soon joined both PPA and TNPPA, largely because of my interest in their competitions. Despite that motivation, getting images ready for competition can be a daunting task and I now regret that I missed entering a few PPA and TNPPA competitions in my early years in the organizations; including very foolishly my first year in PPA where entry into the International Photo Competition (IPC) would have been free as a benefit for 1st time members.

I now enter on a routine basis and am benefiting more and more from it. I have 4 PPA merits from two years of IPC competition and will soon have at least a 5th merit as I had one image seal in the recent SEPA district competition. In TNPPA competition, I was thrilled to earn a Tennessee Top Ten Photographer award in the 2018 Salon and I think I am about a 1/2 salon competition merit away from earning my Tennessee Certified Degree. Earning and striving for merits and awards is nice and rewarding, but the real reward has been what I have learned and how my photography has improved through competition, including watching the judging, getting critiques (which I always order when I enter), and getting feedback and advice from my fellow TNPPA and PPETN members.

The following is a collection of tips and resources that I have found useful. I still have much to learn and the information below is not based on any wisdom of my own.

1. Start by carefully reading the Salon information and the Salon rules on TNPPA's website.

<http://www.tnppaonline.com/image-competition-2019>

The TNPPA rules are very similar to the PPA rules for IPC and district competition, so you might also find the following PPA video helpful; however, if you view it just remember to follow the TNPPA rules in the event of any conflict.

<https://youtu.be/MkqG41EmQ3s>

2. When shooting, editing, choosing and preparing your images for entry always keep in mind and frequently review PPA's "The 12 Elements Of A Merit Image" which is

the criteria upon which the judges will evaluate and score your images. Those 12 elements are:

1. IMPACT
 2. TECHNICAL EXCELLENCE
 3. CREATIVITY
 4. STYLE
 5. COMPOSITION
 6. PRESENTATION
 7. COLOR BALANCE
 8. CENTER OF INTEREST
 9. LIGHTING
 10. SUBJECT MATTER
 11. TECHNIQUE
 12. STORY TELLING
3. Do not just read the list above in this article, access it on APP's website where a discussion of each element is included with the list.

<https://www.ppa.com/events/photo-competitions/ipc-international-photographic-competition-overview/the-12-elements-of-a-merit-image>

To read the information about an element, click on the element's tab or the plus sign at the right hand side of that tab to reveal the discussion of the element.

4. Review and study images that have done well in past PPA, TNPPA, and other state and local affiliate salons. A good place to start doing this is this PPA video of the very best images from the 2018 IPC competition:

https://youtu.be/riUM249Gp_k

5. Once you have otherwise selected and edited/perfected your images, the last editing step for digital image entry into the TNPPA salon is adding a “presentation” to each of your images which you can think of as a “digital mat”. This is a very important step as PRESENTATION is one of the 12 Elements. While there is no rule that requires a mat or other presentation to be added to the image in order to enter it, it is very rare for an image without one to do well.

There are various ways to create a digital presentation, but an easy and effective one is to use the “Canvas Size” tab under “Image” in Photoshop to add a mat and a key line (stroke) or two. The following PPA video explains how to do it.

<https://youtu.be/LnDRDYtpJs8>

6. If you have not already done so, your next step should be to decide on a title for each of your images. The title that you give to each image is important in that the judges will hear the title read immediately before or at the same time your image is initially displayed to them for judging.

Although not specifically mentioned in any of the 12 Elements, in my opinion the title of an image can have an effect on the judge’s evaluation of both the 1st element IMPACT and the final element STORY TELLING. However, it is not that your title is being judged, your image must itself have impact and tell a story without the title. The title can help move the judges to see both the impact you want the judges to experience and the story you want to tell; on the other hand it can distract or divert them from the impact or the story of the image. So spend time selecting and refining your title for each image.

Short titles of no more than 3 or 4 words are usually best; a longer title may work well for a particular image but think about it long and hard before using a long one.

Books (titles, chapter titles, short quotes), poems (titles and short verses or portions thereof), and especially songs (titles and lyrics) are among the sources of inspiration I like to use in developing my titles. Also, when I have an initial phrase or concept for a title, I sometimes just search that phrase or concept on the web for further inspiration.

7. The final step in preparing your image for entry into the TNPPA salon is to resize your image and select a correct color profile for it. Files must be sized so the longest dimension is 4,000 pixels. Each file must contain an embedded color profile of sRGB or Adobe RGB 1998. Total file size for each file must not exceed 3.5 MB and files should be saved at a JPEG quality setting of 10 if the file size allows it. (If you are entering an album, see the rules for file size requirements.)

The following PPA video may be helpful. Note, however, that the TNPPA Salon file naming convention is different from the PPA one described in the video. For

TNPPA, **you do include your image title in the file name**, as well as when you upload the image as part of the entry process.

<https://youtu.be/dOpDUVZpxnA>

8. Before you actually upload your files, you will need to select the category you are going to enter each image in. Review the TNPPA rules to see the categories.
9. Your fellow TNPPA members are great resources for help with entry into photo competition. Do not hesitate to ask for help on any aspect of the competition, including asking fellow members to review and offer advice on any images you are considering entering.
10. To get the full learning benefit from the Salon as well as to help you prepare for future competitions, I recommend that you view the judging either at the convention or online. Further as the judging itself may or may not involve any discussion of your images, I also strongly recommend that you order the critiques of your images when you enter them. The flat fee of \$20 per case for these critiques is a real bargain.
11. Don't be like me and miss the opportunity to enter the TNPPA Salon photo competition each and every year that you can! Enter this year's salon here.

<http://www.tnppaonline.com/image-comp-payment>



TNPPA Photographic Workshops and Events
Educating, Creating, and Celebrating the ART of Photography

TENTATIVE SCHEDULE FALL CONVENTION 2019

- Friday: 4:30 pm - Registration opens
- 6:00-
9:00 pm - Bob Coates
"Leveraging Today's Technology for More Creative Images"
- 9:00 –
11:00 pm Welcome Party and Hospitality (Hospitality Room)
- Saturday: 8:30 am - registration opens
- 9:00-
11:30 am Salon Judging

11:30- 1:00 pm	Lunch (on your own) Past Presidents Meeting
1:00- 4:00 pm	Brian Castle "Body Shaper Deluxe"
4:15 – 4:45 pm	Vendors Showcase
4:45- 6:00 pm	Dinner (on your own)
6:00 9:00 pm	Jim Cunningham "Real Estate Photography"
9:00- 10:00 pm	Auction
10:00- 11:00 pm	Hospitality (Hospitality Room)

Sunday:

8:15- 8:45 am	Devotional
9:00- 11:45 am	Jim Cunningham "Painting with Light"
12:00- 1:15pm	Lunch (on your own)
1:30- 4:00 pm	Lin B. Prabish "Fine Art My Way"
4:00- 5:00 pm	Membership Meeting:

6:15-
6:45 pm 2020 Board Member Portraits

7:00-
10:00 pm Banquet

10:00-
11:00 pm Hospitality (Hospitality Room)

Monday:

8:00 am-
3:30 pm Merit Class (Hospitality Room)
Elena Ganusova
"Your Own Piece of Art: Composition In Photoshop"